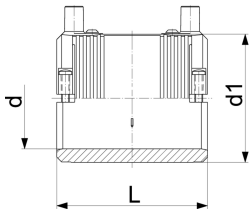




Coupler With integral pipe fixation

- PE 100 SDR 11 (ISO S5)
- 10 bar Gas / 16 bar Water
- 4mm pin connectors
- Limited path fusion indicators
- Removable center stop

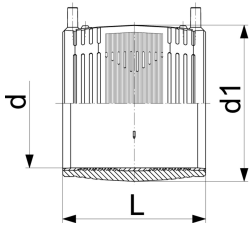


d (mm)	Part No.	weight (kg)	d1 (mm)	L (mm)	SDR pipe
50	753 911 610	0.131	66	88	9-11
63	753 911 611	0.194	81	96	9-17.6



Coupler

- PE 100 SDR 11 (ISO S5)
- 10 bar Gas / 16 bar Water
- 4mm pin connectors
- Limited path fusion indicators
- Removable centre stop up to d160

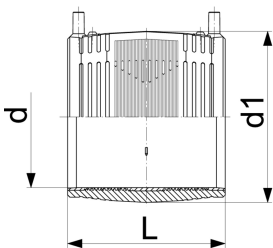


d (mm)	Part No.	weight (kg)	d1 (mm)	L (mm)	SDR pipe
75	753 911 612	0.282	96	110	9-17.6
90	753 911 613	0.406	113	125	9-17.6
110	753 911 614	0.692	138	145	9-17.6
125	753 911 615	0.718	154	156	9-17.6
140	753 911 616	0.945	172	166	9-17.6



Coupler

- 4mm pin connectors
- Limited path fusion indicators
- 5 bar Gas / 10 bar Water
- d160 with removable centre stop
- PE 100 SDR 17 (ISO S8)



d (mm)	Part No.	weight (kg)	d1 (mm)	L (mm)
160	753 911 817	1.017	186	180
180	753 911 818	1.434	213	192
200	753 911 819	1.726	233	206
225	753 911 820	2.545	261	225
250	753 911 821	4.616	304	248
280	753 911 822	5.606	340	252
315	753 911 823	6.100	382	267

1300 PIPING (1300 747 464)

The technical data are not binding and not expressly warranted characteristics of the goods.
They are subject to change. Our general conditions of sale apply

www.paas.com.au